

# 8U Oakland Cubs Meet #1 9.25.22

Place	Name (Team)	Gender	Bib #	Time	Pace	Speed	Division Rank
<b>BOYS 8U</b>							
1	CRAIG THOMPSON (MDH)	M: 1	19	00:07:37.07	06:07	9.8mph	Overall Male Runner: 1
2	CYRUS WALKER (MDH)	M: 2	21	00:07:54.30	06:21	9.4mph	Overall Male Runner: 2
3	ETHAN HERNANDEZ (MDH)	M: 3	8	00:08:10.61	06:34	9.1mph	Overall Male Runner: 3
4	EAN HERNANDEZ (MDH)	M: 4	7	00:08:25.76	06:46	8.8mph	Overall Male Runner: 4
5	JONAH KALMAN (MDH)	M: 5	10	00:08:27.50	06:48	8.8mph	Overall Male Runner: 5
6	ETHAN CHUN (38- UNATTACHED)	M: 6	191	00:08:31.68	06:51	8.7mph	Overall Male Runner: 6
7	ISAAC MURDOCK (MDH)	M: 7	16	00:08:55.30	07:10	8.4mph	Overall Male Runner: 7
8	COLIN CLAXON (MW)	M: 8	3	00:08:57.57	07:12	8.3mph	Overall Male Runner: 8
9	MAKSIM GOLOVECH (CG)	M: 9	174	00:09:08.14	07:21	8.2mph	Overall Male Runner: 9
10	JACK RIBONS (CS)	M: 10	177	00:09:10.38	07:22	8.1mph	Overall Male Runner: 10
11	EVAN KRULICK (TH)	M: 11	162	00:09:25.26	07:34	7.9mph	Overall Male Runner: 11
12	SAMRATH SAINI (CG)	M: 12	18	00:10:02.77	08:05	7.4mph	Overall Male Runner: 12
13	PRADYUT PUTTA (MV)	M: 13	17	00:10:16.92	08:16	7.3mph	Overall Male Runner: 13
14	TERRENCE HUANG (CG)	M: 14	182	00:11:02.56	08:53	6.8mph	Overall Male Runner: 14
15	SEBASTIAN UHL (CV)	M: 15	20	00:11:42.66	09:25	6.4mph	Overall Male Runner: 15
16	LOUKYA SAINI (CG)	M: 16	197	00:12:10.85	09:48	6.1mph	Overall Male Runner: 16
<b>GIRLS 8U</b>							
17	NICOLE GRAHAM (TO)	F: 1	5	00:08:47.81	07:04	8.5mph	Overall Female Runner: 1
18	ADA MARCHMAN (OC)	F: 2	14	00:08:54.75	07:10	8.4mph	Overall Female Runner: 2
19	QUINN MIURA (OC)	F: 3	15	00:09:00.56	07:14	8.3mph	Overall Female Runner: 3
20	CANDACE CAMPBELL (TO)	F: 4	2	00:09:03.12	07:17	8.2mph	Overall Female Runner: 4
21	JULIANA NARO (CCC)	F: 5	172	00:09:11.20	07:23	8.1mph	Overall Female Runner: 5
22	ADELINE LAKE-SHORT (OC)	F: 6	11	00:09:11.67	07:23	8.1mph	Overall Female Runner: 6
23	ARIEL MORALES (MV)	F: 7	179	00:09:42.21	07:48	7.7mph	Overall Female Runner: 7
24	ELLA JIN (TO)	F: 8	9	00:09:50.35	07:55	7.6mph	Overall Female Runner: 8
25	PARKER HAYSE (38- UNATTACHED)	F: 9	6	00:10:22.35	08:20	7.2mph	Overall Female Runner: 9
26	MONA AKIMOTO (OA)	F: 10	205	00:10:40.16	08:35	7.0mph	Overall Female Runner: 10
27	DYLAN LEE (OC)	F: 11	12	00:10:50.13	08:43	6.9mph	Overall Female Runner: 11
28	CIANA GOONETILLEKE (UN)	F: 12	4	00:11:36.46	09:20	6.4mph	Overall Female Runner: 12
29	EMILY LOWE (OC)	F: 13	13	00:11:55.33	09:35	6.3mph	Overall Female Runner: 13
30	ASHMEET KAUR (MV)	F: 14	204	00:12:10.10	09:47	6.1mph	Overall Female Runner: 14

## Team Results

Place	Team Name	Average Time	# of Finishers	Team Score
1	Mount Diablo Heat (BOYS)	00:08:07.04	6	15
<b>Oakland Cubs (GIRLS)</b>				
		00:09:58.48	5	44

Team Position	Overall Posit	Bib#	Name	Chip Time	Score
1	1	19	Craig Thompson	00:07:37.06	1
2	2	21	Cyrus Walker	00:07:54.29	2
3	3	8	Ethan Hernandez	00:08:10.60	3
4	4	7	Ean Hernandez	00:08:25.75	4
5	5	10	Jonah Kalman	00:08:27.49	5
6	9	16	Isaac Murdock	00:08:55.29	(7)

Team Position	Overall Posit	Bib#	Name	Chip Time	Score
1	8	14	Ada Marchman	00:08:54.74	1
2	11	15	Quinn Miura	00:09:00.56	2
3	16	11	Adeline Lake-Short	00:09:11.67	3
4	24	12	Dylan Lee	00:10:50.12	4
5	27	13	Emily Lowe	00:11:55.32	5





## Girls 9-10 Oakland Cubs Meet #1 9.25.22

Place	Name (Team)	Gender	Bib #	Time	Pace	Speed	Division Rank
1	SAVANNAH SEARLE	F: 1	51	00:12:22.30	06:38	9.0mph	all Female Runner: 1
2	CAMELLIA MOLER (C)	F: 2	185	00:12:23.16	06:38	9.0mph	all Female Runner: 2
3	SAGE SEARLE (MDH)	F: 3	50	00:13:13.97	07:05	8.5mph	all Female Runner: 3
4	SIERRA PFLEGER (T)	F: 4	57	00:13:24.46	07:11	8.3mph	all Female Runner: 4
5	SOFIA ALANIS (TH)	F: 5	207	00:13:24.73	07:11	8.3mph	all Female Runner: 5
6	KADENZ WIBISONO	F: 6	55	00:13:36.15	07:17	8.2mph	all Female Runner: 6
7	JADILYNN FRANDSE (DIABLO VALLEY TRACK &)	F: 7	43	00:13:49.49	07:24	8.1mph	all Female Runner: 7
8	ALIYAH CAMPBELL (C)	F: 8	56	00:13:55.05	07:27	8.0mph	all Female Runner: 8
9	SHAE LUNNY (MW)	F: 9	46	00:13:59.99	07:30	8.0mph	all Female Runner: 9
10	AARNA PATEL (CG)	F: 10	200	00:14:19.32	07:40	7.8mph	II Female Runner: 10
11	VIVIAN LAURIKS-SC (OC)	F: 11	53	00:14:25.62	07:44	7.8mph	II Female Runner: 11
12	LUCIA LONG (DIABLO VALLEY TRACK &)	F: 12	44	00:14:26.31	07:44	7.7mph	II Female Runner: 12
13	EVELYN MACMICHA	F: 13	54	00:14:59.66	08:02	7.5mph	II Female Runner: 13
14	FIONA MUGGLI (38- UNATTACHED)	F: 14	42	00:14:59.91	08:02	7.5mph	II Female Runner: 14
15	AURORA WOLFE (M)	F: 15	48	00:15:09.09	08:07	7.4mph	II Female Runner: 15
16	OLIVIA DAVID (CG)	F: 16	169	00:15:30.33	08:19	7.2mph	II Female Runner: 16
17	LILIANA DOMINGUIZ	F: 17	173	00:15:43.24	08:26	7.1mph	II Female Runner: 17
18	WILLA PICKETT (DIA VALLEY TRACK &)	F: 18	45	00:15:45.04	08:26	7.1mph	II Female Runner: 18
19	CHLOE KRUMBOLTZ	F: 19	52	00:16:58.68	09:06	6.6mph	II Female Runner: 19
20	VEDA NANDIRAJU (I)	F: 20	49	00:17:22.83	09:19	6.4mph	II Female Runner: 20
21	SANJAL PATIL (MV)	F: 21	206	00:18:23.28	09:51	6.1mph	II Female Runner: 21
22	LAVINIA GREWAL (M)	F: 22	47	00:18:41.97	10:01	6.0mph	II Female Runner: 22

## 9-10 Boys Oakland Cubs Meet #1 9.25.22

Place	Name (Team)	Gender	Bib #	Time	Pace	Speed	Division Rank
1	ELI HERNANDEZ (MI)	M: 1	32	00:11:28.08	06:09	9.8mph	rall Male Runner: 1
2	ANDREW POST (CV)	M: 2	26	00:11:55.83	06:24	9.4mph	rall Male Runner: 2
3	LUCAS MCKENNA (V)	M: 3	148	00:12:01.11	06:26	9.3mph	rall Male Runner: 3
4	JACK ARNESON (MI)	M: 4	31	00:12:15.78	06:34	9.1mph	rall Male Runner: 4
5	TATE YAMASHITA (M)	M: 5	35	00:12:27.43	06:40	9.0mph	rall Male Runner: 5
6	ELLIOTT TANG SABU	M: 6	40	00:12:29.85	06:42	8.9mph	rall Male Runner: 6
7	TROY TORGENSEN	M: 7	167	00:12:47.37	06:51	8.7mph	rall Male Runner: 7
8	KAI KEFFER (38- UNATTACHED)	M: 8	24	00:12:51.31	06:53	8.7mph	rall Male Runner: 8
9	PENN EDUSSURIYA (DVTC)	M: 9	30	00:12:55.63	06:56	8.7mph	rall Male Runner: 9
10	LEVI WALKER (MDH)	M: 10	178	00:13:16.10	07:07	8.4mph	all Male Runner: 10
11	PARKER SHUPING (C)	F: 1	165	00:13:24.61	07:11	8.3mph	all Female Runner: 1
12	JASON XIA (MDH)	M: 11	34	00:13:32.34	07:15	8.3mph	all Male Runner: 11
13	MILES JIN (TO)	M: 12	38	00:13:49.18	07:24	8.1mph	all Male Runner: 12
14	CHARLES POST (CV)	M: 13	27	00:13:59.16	07:30	8.0mph	all Male Runner: 13
15	WILLIAM UHL (CV)	M: 14	28	00:14:12.30	07:37	7.9mph	all Male Runner: 14
16	ABHINAV VENGATA	M: 15	33	00:14:25.68	07:44	7.8mph	all Male Runner: 15
17	KIAN ROLAND (DVTC)	M: 16	29	00:14:33.12	07:48	7.7mph	all Male Runner: 16
18	GRAEME SIEBERT (C)	M: 17	37	00:14:38.58	07:51	7.6mph	all Male Runner: 17

19	MUKIL ARIVUSELVA	M: 18	41	00:14:45.75	07:55	7.6mph	all Male Runner: 18
20	JASE RULON (NORC STRIDERS)	M: 19	36	00:14:55.13	08:00	7.5mph	all Male Runner: 19
21	ARJUN INUKONDA (	M: 20	147	00:15:32.65	08:20	7.2mph	all Male Runner: 20
22	TEJAS DAS (38- UNATTACHED)	M: 21	23	00:15:36.76	08:22	7.2mph	all Male Runner: 21
23	KIERAN STARLING (	M: 22	39	00:15:45.76	08:27	7.1mph	all Male Runner: 22
24	FRANK BORELLO (C	M: 23	25	00:15:47.35	08:28	7.1mph	all Male Runner: 23
25	EKANSH SUKTHANP (CG)	M: 24	175	00:15:51.15	08:30	7.1mph	all Male Runner: 24
26	ANISH PANIGRAHI (	M: 25	176	00:16:06.61	08:38	6.9mph	all Male Runner: 25
27	DHAIRYA SAINI (CG)	M: 26	196	00:16:43.80	08:58	6.7mph	all Male Runner: 26
28	OLIVER GRANT (TH)	M: 27	181	00:17:00.77	09:07	6.6mph	all Male Runner: 27
29	RONIT BACHMAN (C	M: 28	188	00:17:20.59	09:18	6.4mph	all Male Runner: 28

### Team Overall Results

<u>Place</u>	<u>Name</u>	<u>Average Time</u>	<u>Score</u>
1	Mount Diablo Heat	00:12:35.94	15
2	Cal Grizzlies	00:16:09.57	45

#### non-Scoring Teams

<u>Name</u>	<u>Average Time</u>	<u>Finishers</u>
Coyote Valley Track and Field	00:13:58.65	4
Team Onalysis	00:14:01.59	3
Woodside Wildebeests	00:13:46.87	2
Oakland Cubs	00:13:42.96	2
38-Unattached	00:14:14.03	2
Diablo Valley Track Club	00:13:44.37	2
Thunderhawks	00:15:12.68	2
NorCal Striders	00:14:55.12	1

<u>Place</u>	<u>Team Name</u>	<u>Average Time</u>	<u># of Finishers</u>	<u>Team Score</u>		
1	Mount Diablo Heat	00:12:35.94	6	15		
	<u>Team Position</u>	<u>Overall Position</u>	<u>Bib#</u>	<u>Name</u>	<u>Chip Time</u>	<u>Score</u>
	1	1	32	Eli Hernandez	00:11:28.07	1
	2	4	31	Jack Arneson	00:12:15.77	2
	3	5	35	Tate Yamashita	00:12:27.42	3
	4	10	178	Levi Walker	00:13:16.09	4
	5	12	34	Jason Xia	00:13:32.33	5
	6	16	33	Abhinav Vengata	00:14:25.67	(6)
2	Cal Grizzlies	00:16:09.57	5	5	45	
	<u>Team Position</u>	<u>Overall Position</u>	<u>Bib#</u>	<u>Name</u>	<u>Chip Time</u>	<u>Score</u>
	1	19	41	Mukil Arivuselvam	00:14:45.74	7
	2	25	175	Ekansh Sukthanker	00:15:51.14	8
	3	26	176	Anish Panigrahi	00:16:06.60	9
	4	27	196	Dhairya Saini	00:16:43.79	10
	5	29	188	Ronit Bachman	00:17:20.58	11



==

## Girls 11-12 Oakland Cubs Meet #1 9.25.22

Place	Name (Team)	Gender	Bib #	Time	Pace	Speed	Division Rank
1	AVA PADILLA (	F: 1	170	00:10:42.44	05:44	10.4mph	Female Runner: 1
2	NEELA WHATL VALLEY TRACK &	F: 2	58	00:11:04.31	05:56	10.1mph	Female Runner: 2
3	AVA TORGER	F: 3	70	00:11:19.16	06:04	9.9mph	Female Runner: 3
4	JOSIE KRULIC	F: 4	161	00:11:50.33	06:21	9.4mph	Female Runner: 4
5	EMILY TRAN (	F: 5	66	00:12:04.75	06:28	9.3mph	Female Runner: 5
6	DYLAN FOGT (	F: 6	183	00:12:17.02	06:35	9.1mph	Female Runner: 6
7	REESE WAGN	F: 7	150	00:12:19.01	06:36	9.1mph	Female Runner: 7
8	OLIVIA KEMP (	F: 8	59	00:12:27.92	06:41	9.0mph	Female Runner: 8
	VALLEY TRACK &						
9	ENNA GERKIN	F: 9	67	00:12:31.17	06:42	8.9mph	Female Runner: 9
10	JULIANNA ROI	F: 10	60	00:12:39.51	06:47	8.8mph	Female Runner: 10
	(DIABLO VALLEY TRACK &						
11	CALLAN LEE (I	F: 11	65	00:12:40.31	06:47	8.8mph	Female Runner: 11
12	HARPER SWA	F: 12	61	00:13:01.26	06:59	8.6mph	Female Runner: 12
	(DIABLO VALLEY TRACK &						
13	CAROLINE PFI	F: 13	149	00:13:16.29	07:07	8.4mph	Female Runner: 13
14	TATIANA SANC	F: 14	198	00:13:20.78	07:09	8.4mph	Female Runner: 14
	UNATTACHED)						
15	ALEEN WATSC	F: 15	71	00:13:22.10	07:10	8.4mph	Female Runner: 15
16	CELESTE TELI	F: 16	163	00:14:01.16	07:31	8.0mph	Female Runner: 16
17	BEATRICE RU	F: 17	69	00:14:02.62	07:32	8.0mph	Female Runner: 17
18	EVELYN SALA	F: 18	166	00:14:44.47	07:54	7.6mph	Female Runner: 18
19	AALIYAH WOL	F: 19	62	00:15:33.36	08:20	7.2mph	Female Runner: 19
20	ALEXIS LEVY (	F: 20	68	00:15:39.86	08:24	7.1mph	Female Runner: 20
21	TATUM GAFFN	F: 21	151	00:15:44.85	08:26	7.1mph	Female Runner: 21
22	EVE PORTH (T	F: 22	63	00:16:08.90	08:39	6.9mph	Female Runner: 22

### Team Overall Results

Place	Name	Average Score	non-Scoring Teams	number of athletes
1	Oakland Cu	00:13:2:15	Diablo Valley Track & Field	4
			Thunderhawks	3
			Woodside Wildebeests	3
			Cal Grizzlies	2
			Mount Diablo Heat	2
			38-Unattached	1
			Mission Valley Track & Field	1
			Team Analysis	1

## Boys 11-12 Oakland Cubs Meet #1 9.25.22

Place	Name (Team)	Gender	Bib #	Time	Pace	Speed	Division Rank
1	DYLAN WONG DIABLO HEAT A)	M: 1	92	00:10:33.49	05:39	10.6mph	III Male Runner: 1
2	WADE SWAIN UNATTACHED)	M: 2	171	00:10:39.33	05:42	10.5mph	III Male Runner: 2
3	DASHIELL KEF UNATTACHED)	M: 3	74	00:10:54.07	05:50	10.3mph	III Male Runner: 3
4	XAVIER CONTI (DVTC)	M: 4	81	00:11:14.91	06:02	9.9mph	III Male Runner: 4



5	OWEN BECKM	M: 5	76	00:11:15.15	06:02	9.9mph	II Male Runner: 5
6	DYLAN WALKE DIABLO HEAT A)	M: 6	85	00:11:21.92	06:05	9.8mph	II Male Runner: 6
7	CASEY ALLAN UNATTACHED)	M: 7	72	00:11:37.20	06:14	9.6mph	II Male Runner: 7
8	ZEV WEDEKIN	M: 8	84	00:11:38.85	06:14	9.6mph	II Male Runner: 8
9	JEEVITH RAJE DIABLO HEAT A)	M: 9	86	00:11:40.35	06:15	9.6mph	II Male Runner: 9
10	WYATT SMITH	M: 10	83	00:11:58.07	06:25	9.3mph	I Male Runner: 10
11	COLLIN GRAH	M: 11	106	00:12:00.50	06:26	9.3mph	I Male Runner: 11
12	LIAM SUSTIGU UNATTACHED)	M: 12	75	00:12:01.00	06:26	9.3mph	I Male Runner: 12
13	RIO YAMADA (	M: 13	153	00:12:16.41	06:35	9.1mph	I Male Runner: 13
14	ASHWIN INDR DIABLO HEAT B)	M: 14	93	00:12:17.44	06:35	9.1mph	I Male Runner: 14
15	TREVOR IWEN STRIDERS)	M: 15	98	00:12:22.14	06:38	9.0mph	I Male Runner: 15
16	ELI DODGE (O	M: 16	101	00:12:43.22	06:49	8.8mph	I Male Runner: 16
17	JOSEPH PALA	M: 17	80	00:12:44.05	06:49	8.8mph	I Male Runner: 17
18	NICHOLAS WA (MOUNT DIABLO HEAT A)	M: 18	91	00:12:46.64	06:51	8.8mph	I Male Runner: 18
19	OWEN SCHEC	M: 19	103	00:12:48.21	06:52	8.7mph	I Male Runner: 19
20	ROYCE RULO STRIDERS)	M: 20	99	00:13:04.40	07:00	8.6mph	I Male Runner: 20
21	BEN SIMON (M DIABLO HEAT B)	M: 21	96	00:13:06.70	07:02	8.5mph	I Male Runner: 21
22	TOM SIMON (M DIABLO HEAT B)	M: 22	97	00:13:07.25	07:02	8.5mph	I Male Runner: 22
23	HENRY CHAN	M: 23	105	00:13:19.41	07:08	8.4mph	I Male Runner: 23
24	ETHAN WONG	M: 24	107	00:13:20.57	07:09	8.4mph	I Male Runner: 24
25	SEBASTIAN BC	M: 25	78	00:13:23.81	07:11	8.3mph	I Male Runner: 25
26	AGAM SINGH (	M: 26	203	00:13:24.70	07:11	8.3mph	I Male Runner: 26
27	AADIT DEEPA	M: 27	202	00:13:33.09	07:16	8.3mph	I Male Runner: 27
28	ANDY COYLE (	M: 28	152	00:13:45.92	07:23	8.1mph	I Male Runner: 28
29	VEDANG TAME DIABLO HEAT A)	M: 29	89	00:13:48.29	07:24	8.1mph	I Male Runner: 29
30	YOEY BENT (C	M: 30	77	00:13:51.36	07:25	8.1mph	I Male Runner: 30
31	EVAN TYLER E UNATTACHED)	M: 31	73	00:13:57.16	07:29	8.0mph	I Male Runner: 31
32	VISHAAN NAN (MOUNT DIABLO HEAT B)	M: 32	95	00:14:03.31	07:32	8.0mph	I Male Runner: 32
33	THEODORE TF ARNONE (OC)	M: 33	102	00:14:21.99	07:42	7.8mph	I Male Runner: 33
<b>DQ</b>	<b>TYTUS BENNE</b>	<b>DQ</b>	<b>184</b>	<b>00:15:09.82</b>	<b>08:08</b>	<b>7.4mph</b>	<b>Q- GROUP 4</b>
34	NOLAN MINN (	M: 35	104	00:15:11.66	08:09	7.4mph	I Male Runner: 35
35	VIPRANSH PA'	M: 36	186	00:15:16.58	08:11	7.3mph	I Male Runner: 36
36	SHRAVAN AN SITHAMBARAM (MOUNT DIABLO HEAT A)	M: 37	88	00:15:26.09	08:16	7.2mph	I Male Runner: 37
37	JOE BENJAMI MANOJKUMAR (MOUNT DIABLO HEAT B)	M: 38	94	00:15:48.47	08:28	7.1mph	I Male Runner: 38
38	ARJUN SHAH (	M: 39	87	00:16:02.39	08:36	7.0mph	I Male Runner: 39


DIABLO HEAT A)							
39	JAYDEN VATT	M: 40	192	00:16:08.20	08:39	6.9mph	I Male Runner: 40
40	MO CAMPBELL	M: 41	100	00:16:59.89	09:07	6.6mph	I Male Runner: 41
(OC)							
41	DIRK MARINI (I	M: 42	79	00:17:11.06	09:13	6.5mph	I Male Runner: 42
42	VARUN KHAR/	M: 43	187	00:17:26.33	09:21	6.4mph	I Male Runner: 43
UNATTACHED)							
43	AJAY ADIVIKO	M: 44	193	00:17:45.69	09:31	6.3mph	I Male Runner: 44

### Team Overall Results




### non-Scoring Teams

Place	Name	Average Score	Name	Average Time	# of Finishers
1	Mount Diablo Heat A	00:12:02.27	38-Unattached	00:12:45.8	6
2	Coyote Valley Track and Field	00:13:41.52	Team Onalysis	00:13:28.0	4
3	Mount Diablo Heat B	00:13:40.54	Oakland Cubs	00:14:13.3	4
4	Cal Grizzlies	00:15:34.84	Diablo Valley Track Club	00:11:37.2	3
			Woodside Wildebeests	00:13:01.1	2
			NorCal Striders	00:12:43.2	2
			Mission Valley Track & Field	00:13:24.6	1

Place	Team Name	Average Time	# of Finishers	Team Score		
1	Mount Diablo Heat A	00:12:02.13	7	27		
	<u>Team Position</u>	<u>Overall Position</u>	<u>Bib#</u>	<u>Name</u>	<u>Chip Time</u>	<u>Score</u>
	1	1	92	Dylan Wong	00:10:33.48	1
	2	6	85	Dylan Walker	00:11:21.91	3
	3	9	86	Jeevith Rajesh	00:11:40.34	4
	4	18	91	Nicholas Washer	00:12:46.64	7
	5	29	89	Vedang Tambe	00:13:48.28	12
	6	37	88	Shravan Annamalai Sithamb	00:15:26.08	(17)
	7	39	87	Arjun Shah	00:16:02.38	(19)
2	Coyote Valley Track and Field	00:13:41.05	5	52		
	<u>Team Position</u>	<u>Overall Position</u>	<u>Bib#</u>	<u>Name</u>	<u>Chip Time</u>	<u>Score</u>
	1	5	76	Owen Beckm	00:11:15.15	2
	2	17	80	Joseph Palac	00:12:44.04	6
	3	25	78	Sebastian Bc	00:13:23.80	10
	4	30	77	Yoey Bent	00:13:51.35	13
	5	42	79	Dirk Marini	00:17:11.05	21
3	Mount Diablo Heat B	00:13:40.62	5	54		
	<u>Team Position</u>	<u>Overall Position</u>	<u>Bib#</u>	<u>Name</u>	<u>Chip Time</u>	<u>Score</u>
	1	14	93	Ashwin Indra	00:12:17.43	5
	2	21	96	Ben Simon	00:13:06.70	8
	3	22	97	Tom Simon	00:13:07.24	9
	4	32	95	Vishaan Nan	00:14:03.30	14
	5	38	94	Joe benjamir	00:15:48.46	18
4	Cal Grizzlies	00:15:34.67	5	84		
	<u>Team Position</u>	<u>Overall Position</u>	<u>Bib#</u>	<u>Name</u>	<u>Chip Time</u>	<u>Score</u>
	1	27	202	Aadit Deepak	00:13:33.08	11
	2	34	184	Tejas Das	00:15:09.81	15
	3	36	186	Vipransh Pav	00:15:16.57	16
	4	40	192	Jayden Vatta	00:16:08.19	20
	5	44	193	Ajay Adivikol	00:17:45.68	22











==



## Girls 13-14 Oakland Cubs Meet #1 9.25.22

Place	Name (Team)	Gender	Bib #	Time	Pace	Speed
1	ILIANA NIERENGAI (DIABLO VALLEY TRACK &)	F: 1	116	00:15:18.93	06:09	9.7mph
2	JULIA SALAMACHA	F: 2	155	00:15:55.14	06:24	9.4mph
3	PETRI ANA (WW)	F: 3	154	00:16:13.51	06:31	9.2mph
4	JENESIS RAFFERTI	F: 4	195	00:16:20.54	06:34	9.1mph
5	AVERY HENSEL (M)	F: 5	112	00:16:21.17	06:34	9.1mph
6	AMALIA CONTRERAS (DIABLO VALLEY TRACK &)	F: 6	108	00:16:30.79	06:38	9.0mph
7	SIERRA DAVALLE	F: 7	109	00:16:37.09	06:41	9.0mph
8	GRACE EGLAND (I) VALLEY TRACK &)	F: 8	110	00:16:56.83	06:49	8.8mph
9	GISSELLE SWART	F: 9	199	00:16:59.52	06:50	8.8mph
10	PIPER ENNEN (MC)	F: 10	111	00:17:48.98	07:10	8.4mph
11	MADLINE MILN (V)	F: 11	159	00:18:08.59	07:18	8.2mph
12	ALMA JOHANSSON	F: 12	113	00:18:17.57	07:21	8.2mph
13	ISHANVI PUTTA (V)	F: 13	119	00:19:25.78	07:49	7.7mph
14	NATALIE PULLIAN	F: 14	156	00:19:27.14	07:49	7.7mph
15	SANA KALIDINDI (V)	F: 15	157	00:19:58.82	08:02	7.5mph
16	EMMA MATAGRAN	F: 16	158	00:20:13.73	08:08	7.4mph
17	SYDNEY KORNDORF (MDH)	F: 17	114	00:20:52.35	08:23	7.1mph
18	ADRIANNA SASO (M)	F: 18	120	00:22:41.76	09:08	6.6mph

### Team Overall Results

Place	Name	Average Time	Score
1	Woodside Wilc	00:17:56.63	15

### non-Scoring Teams

Name	Average Time	Finishers
Mount Diablo Heat	00:17:54.89	4
Diablo Valley Track & Field	00:16:15.51	3
38-Unattached	00:16:40.03	2
Coyote Valley Track and Field	00:20:29.66	2
Mission Valley Track & Field	00:19:25.77	1

Place	Team Name	Average Time	# of Finishers	Team Score
1	Woodside Wilc	00:17:56.63	6	15

Team Position	Overall Position	Bib#	Name	Chip Time	Score
1	2	155	Julia Salamacha	00:15:55.14	1
2	3	154	Petri Ana	00:16:13.51	2
3	11	159	Madeline Miln	00:18:08.59	3
4	14	156	Natalie Pullian	00:19:27.14	4
5	15	157	Sana Kalidindi	00:19:58.82	5
6	16	158	Emma Matagrano	00:20:13.73	(6)

## Boys 13-14 Oakland Cubs Meet #1 9.25.22

Place	Name (Team)	Gender	Bib #	Time	Pace	Speed	Division Rank
1	GAVIN GUNN (DIA)	M: 1	146	00:14:23.84	05:47	10.4mph	Overall Male Runner: 1

2	VALLEY TRACK & ANDREW SHOGAN	M: 2	140	00:14:30.08	05:50	10.3mph	Overall Male Runner: 2
3	VALLEY TRACK & DUNCAN BURK (Q	M: 3	133	00:14:30.61	05:50	10.3mph	Overall Male Runner: 3
4	FINN ALLAN (38- UNATTACHED)	M: 4	141	00:14:55.98	06:00	10.0mph	Overall Male Runner: 4
5	BENJAMIN FRIEDL (MW)	M: 5	121	00:15:02.77	06:03	9.9mph	Overall Male Runner: 5
6	GAVIN BECKMEN (I VALLEY TRACK &)	M: 6	142	00:15:06.07	06:04	9.9mph	Overall Male Runner: 6
7	RUDY GOERKE (M DIABLO HEAT A)	M: 7	125	00:15:13.63	06:07	9.8mph	Overall Male Runner: 7
8	VIRAN EDUSSURI (DIABLO VALLEY TRACK &)	M: 8	145	00:15:24.67	06:12	9.7mph	Overall Male Runner: 8
9	FINLEY BASLER (F	M: 9	135	00:15:42.97	06:19	9.5mph	Overall Male Runner: 9
10	LIAM EVANS-ORVI	M: 10	130	00:15:45.86	06:20	9.5mph	Overall Male Runner: 10
11	LUCAS LIPMAN (M DIABLO HEAT B)	M: 11	127	00:15:46.93	06:21	9.4mph	Overall Male Runner: 11
12	COOK CARTER (D VALLEY TRACK &)	M: 12	144	00:15:50.29	06:22	9.4mph	Overall Male Runner: 12
13	JACEY CHEN (CG)	M: 13	168	00:16:14.92	06:32	9.2mph	Overall Male Runner: 13
14	THOMAS KURIMAI VALLEY TRACK &)	M: 14	143	00:16:26.96	06:37	9.1mph	Overall Male Runner: 14
15	SAYUI BALAKRISH	M: 15	180	00:16:40.85	06:42	8.9mph	Overall Male Runner: 15
16	GREYSEN BRAUTI (MOUNT DIABLO HEAT B)	M: 16	126	00:16:41.77	06:43	8.9mph	Overall Male Runner: 16
17	PHILIP DASOVICH DIABLO HEAT A)	M: 17	123	00:16:48.22	06:45	8.9mph	Overall Male Runner: 17
18	ELLIOT SCHLLIHI	M: 18	190	00:17:38.29	07:05	8.5mph	Overall Male Runner: 19
19	LACHLAN SCROGG	M: 19	132	00:18:27.17	07:25	8.1mph	Overall Male Runner: 20
20	JACK CHRISTIAN (I DIABLO HEAT A)	M: 20	122	00:18:51.46	07:35	7.9mph	Overall Male Runner: 22
21	GRAY GARSON (M DIABLO HEAT A)	M: 21	124	00:19:06.53	07:41	7.8mph	Overall Male Runner: 23
22	OMAR DAJANI (TO	M: 22	134	00:19:30.77	07:51	7.6mph	Overall Male Runner: 24
23	WATSON RUSK (C	M: 23	131	00:20:13.41	08:08	7.4mph	Overall Male Runner: 26
24	NOLAN RITSEMA (I DIABLO HEAT B)	M: 24	128	00:20:24.92	08:12	7.3mph	Overall Male Runner: 27
25	ROHAN BACHMAN	M: 25	189	00:31:06.48	12:31	4.8mph	Overall Male Runner: 29



=



## Boys 15-18 Oakland Cubs Meet #1 9.25.22

ALEXI LEDUC (UN)	M: 1	138	00:17:12.00	06:55	8.7mph	Overall Male Runner: 1
AMBROSE SIGLER (CV)	M: 2	137	00:18:28.99	07:26	8.1mph	Overall Male Runner: 21
TAINO MESA (UN)	M: 3	139	00:19:38.92	07:54	7.6mph	Overall Male Runner: 25
BRIAN BURGESS (38- UNATTACHED)	M: 28	201	00:24:51.94	10:00	6.0mph	Overall Male Runner: 28

